

# FishCatchWA™

A new tool for your tacklebox



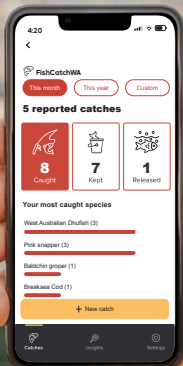
Record your West Coast demersal catch quickly and easily



Get insights on your demersal catch



Provide timely data and contribute to the science



The FishCatchWA™ tool on the ServiceWA app is part of the State Government's support package to boost the recovery of West Coast demersal stocks.


Near real-time information is collected on demersal catches including WA dhufish, pink snapper, baldchin groper and breaksea cod.

This is **only** for reporting catches of key demersal species in the West Coast bioregion.

Your catch data remains confidential.

## Set-up

Simply record your West Coast demersal catch by heading to the FishCatchWA™ tool on the ServiceWA app on your mobile device.



Follow the prompts and confirm your postcode, then record your catch.

# How to record your catch

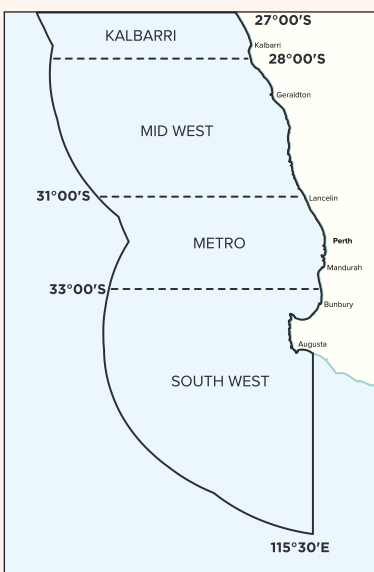
To record each demersal catch, select ' + New catch ' button at the bottom of the screen.

+ New catch

**Note:** this is to report catches of demersal scalefish in the West Coast bioregion only.

## Step 1: Where were you fishing?

Select the area where you were fishing.



## Step 2: Your fishing details

1. Select where you were fishing from

Boat

Shore

2. Select who you are reporting on behalf of

Myself

Group

Tip: Use the (?) to learn how to report

 [How do I report when fishing in a group?](#)

3. Confirm if a depredation event (shark bite-off) occurred.

Yes

No

### Step 3: What species did you catch?

Scroll through the list and select all species that apply or search via the search bar.

If you can't find the species you've caught, then you are not required to report it.



**West Australian Dhufish**



**Pink Snapper**

### Step 4: How many did you catch?

Tell us how many you have kept and released using the '+' and '-' buttons.



**Pink Snapper**

 Kept

 Released


 2 Kept

 1 Released

## Step 5: Here's a summary of your catch report

Please confirm the details in your catch report.

### Need to make changes?

If you need to edit, click on the edit button  and make any changes. Then log your catch.

Back

Log catch

You will be issued with a reference number as confirmation that your catch has been logged.



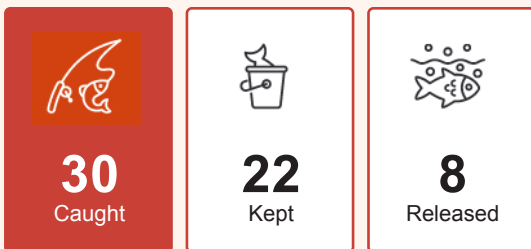
Reference no.  
11194413423WEC001

## Your insights

You can keep track of your demersal catches by clicking on the 'Insights' button at the bottom of the screen.



Insights



### Your most caught species

West Australian Dhufish (10)

Baldchin Groper (8)

# More information



Check it out on the  
ServiceWA app or  
download it today

**[fish.wa.gov.au/FishCatchWA](https://fish.wa.gov.au/FishCatchWA)**

If you're unable to record your catch using FishCatchWA on the ServiceWA app, you can report by phone 24/7 on 1300 FCATCH (1300 322 824).

## **Important disclaimer**

The Chief Executive Officer of the Department of Primary Industries and Regional Development and the State of Western Australia accept no liability whatsoever by reason of negligence or otherwise arising from the use or release of this information or any part of it.

Copyright © State of Western Australia (Department of Primary Industries and Regional Development), 2023.