

Marron

Recreational fishing guide 2020



A current licence is required to fish for marron

Please note:

- Recreational marron fishing open season
12 noon, 8 January to 12 noon,
5 February 2020.
- Fishing for and transporting marron is
prohibited at all other times.
- Setting marron fishing gear before
12 noon on 8 January is prohibited.

*We're working for
Western Australia.*

Contents

Legal fishing gear	1
Drop nets	1
Scoop net.....	1
Snare	2
Licences	2
Marron waters	2
Snare-only waters	3
Closed waters	4
Catch and size limits	5
Trophy waters	5
All other open waters.....	5
Protecting marron	5
How to measure a marron	6
Boats and diving	6
Transporting marron	7
Catch care	7
FishWatch	8
Follow the rules	8
About this guide	8

Important disclaimer

The Chief Executive Officer of the Department of Primary Industries and Regional Development and the State of Western Australia accept no liability whatsoever by reason of negligence or otherwise arising from the use or release of this information or any part of it.

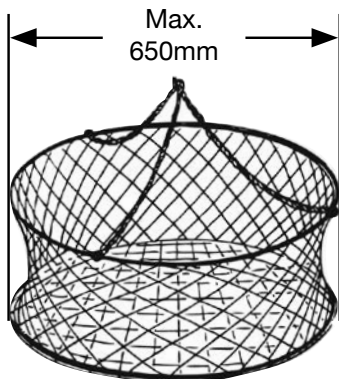
Copyright © Department of Primary Industries and Regional Development, 2019

Legal fishing gear

You may use only one of these methods at one time.

Drop nets

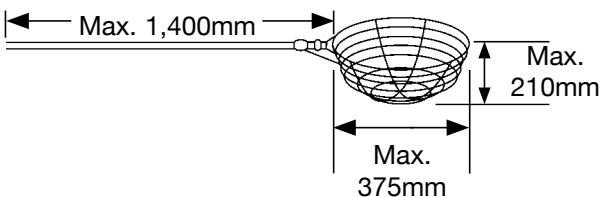
Six per licensed fisher. Nets must have marron mesh bases (mesh dimension must be 32mm by 80mm or greater).



Marron mesh base

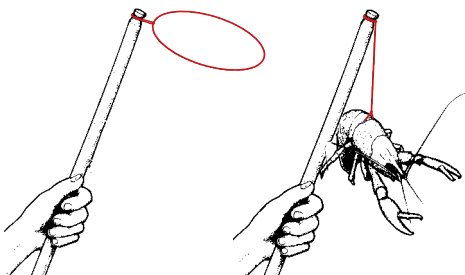
Scoop net

One per licensed fisher. Wire basket crab scoop – maximum six vertical wires, maximum 75 individual rectangles. Fine mesh nets are illegal.

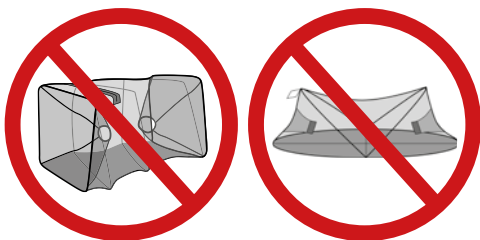


Snare

One bushman's pole snare per licensed fisher. Snares must be self-tightening only, this means there must be nothing attached to the pole to enable a person to open or close the noose.



All other fishing gear, including any type of trap, such as the two traps below including an 'opera house' trap, is illegal.



Licences

You must have a licence to fish for marron and be able to produce it if required. Buy or renew your licence online at our website. Alternatively, application forms are available from our offices and the website at fish.wa.gov.au

Marron waters

Within 50m of the waterline of marron waters:

- You may have only legal marron fishing gear in your possession.

- Net restrictions apply. Licensed freshwater anglers using a single rod and line may possess only a short-handled (50cm) trout landing net. Using a trout landing net to fish for marron is prohibited.

Marron waters include:

- **Collie River** (upstream of the Australind Bypass Road and downstream of the Wellington Dam wall, and upstream of the Mungalup Road Bridge);
- **Deep, Gardner, Warren, Donnelly, Blackwood, Capel and Preston rivers** and their tributaries;
- **Moore and Hutt rivers** and their tributaries; and
- **Murray River** (upstream from the Pinjarra weir).

Snare-only waters

In these waters, you may use only a pole snare to take marron. All other methods are illegal. Within 50m of the waterline you may not be in possession of any marron fishing gear except a pole snare.

Snare-only waters include:

- **Margaret River** (outside of closures – see closed waters section);
- **Big Brook Dam, Drakes Brook Dam, Glen Mervyn Dam and Logue Brook Dam**;
- **Harvey Dam** and the **Harvey River** upstream of the South Western Highway including the tributaries flowing into those waters;
- **Waroona Dam** (Lake Navarino) and its tributaries; and

- **Wellington Dam** (all waters and tributaries upstream of the Wellington Dam wall, excluding the Collie River upstream of Mungalup Road Bridge).

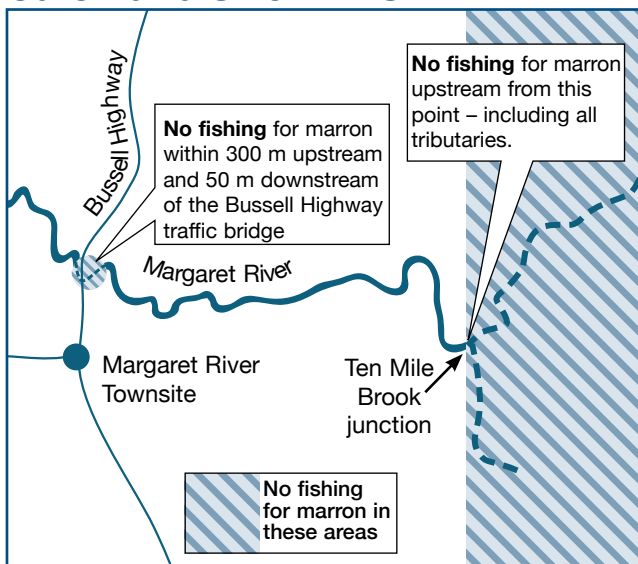
Closed waters

Public water supply dams – any not listed in this guide are generally closed to fishing. For details, visit the Water Corporation’s website at watercorporation.com.au

Shannon River – for marron research purposes, the Shannon River and its tributaries are closed to all fishing.

Margaret River – you must not fish for marron in the Margaret River and its tributaries upstream of the Ten Mile Brook junction (to protect a species known as ‘hairy marron’), or in waters within 300m upstream and 50m downstream of the Bussell Highway traffic bridge.

Catch and size limits



Trophy waters

'Trophy waters' are within 500 metres of the high water mark of Harvey Dam, Waroona Dam and the Hutt River.



- Minimum legal size to keep – 90mm carapace length.
- Daily bag limit per licensed fisher – 5 marron.
- Possession limit – a person must not possess more than 5 marron at any time on or adjacent to trophy waters.

All other open waters



- Minimum legal size to keep – 80mm carapace length.
- Daily bag limit per licensed fisher – 8 marron.
- Possession limit – 16 marron.

Please note: The daily bag limit applies from noon to noon the next day. 'Possession limit' means you may only accumulate your daily bag limits up to this number. A possession limit applies everywhere except in your principal place of residence.

Protecting marron

The marron fishery is unique because it is purely for recreational fishers. However, over time, the total catch has declined greatly due to a combination of environmental factors and fishing pressure. The fishing rules are in place to help protect vulnerable breeding populations so that we'll have marron in the future.

You must measure each marron as soon as you catch it, then immediately and carefully return to the water:

- undersize marron; and
- female marron carrying eggs or young.

Also, please dispose of rubbish and old bait properly – don't leave waste on the bank of a river or dam. In addition, keep in mind that you share the marron fishery. Nobody owns the shoreline, so don't stake out big 'territories'.

How to measure a marron

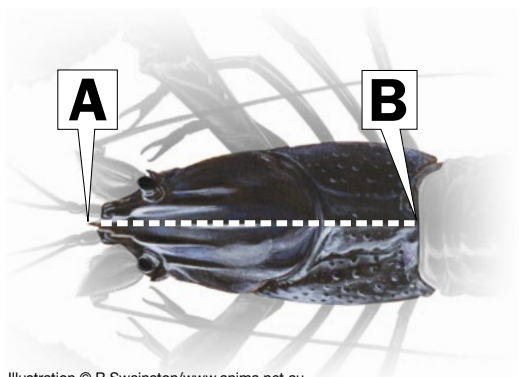


Illustration © R.Swainston/www.anima.net.au

Measure from the tip of the horn on the marron's forehead (A) to the back edge of the carapace (B). If the gauge fits over the back of the carapace, and is even slightly loose, the marron is too small and must be returned to the water. Measure accurately using an approved gauge, available from tackle shops. Measuring with anything else, such as a drink can or ruler, can lead to mistakes.

Boats and diving

It is illegal to use diving gear to catch marron. It is also illegal to use boats (including

canoes, etc.) to catch and/or transport marron unless the marron have been caught from the shore using a marron pole snare.

To fish in areas not accessible by land, fishers may transport marron scoop nets or drop nets by boat only on the Donnelly River downstream of the boat landing. This privilege will be revoked if abused. Fishing from a boat is still illegal.

Transporting marron

Marron caught during open season must be taken to your residence by midnight on the last day of the season.

During the closed season, it is illegal to transport marron grown on private property (because they are hard to distinguish from marron taken illegally). If you have bought marron from a licensed commercial aquaculture facility you must keep your receipt as proof of purchase. This helps to protect the marron aquaculture industry, which is licensed to grow and sell marron to restaurants and the public.

Catch care

Keep your marron alive in a shaded, damp sack until you are ready to cook them.

Don't use a bucket of water as it will quickly become polluted and suffocate them.

Place marron in the freezer for a few minutes to anaesthetise them before killing and cooking them.

To kill a marron, insert a sharp knife between the eyes and cut through the centreline of the head and thorax (splitting) in one quick movement.

FishWatch

To help keep WA's waters pest and disease free, please thoroughly clean and dry all gear before moving to another area to fish. You can also help by reporting any aquatic pests, aquatic diseases (including fish kills) and illegal fishing to the FishWatch 24 hour hotline on 1800 815 507.

Follow the rules

All fishing may be subject to surveillance by Fisheries and Marine Officers. If you break recreational fishing rules you may be given an infringement notice or have legal action taken against you. Fines may be as high as \$5,000 for an individual plus up to 10 times the prescribed value of the species.

About this guide

This publication is to provide assistance or information. It is only a guide and does not replace the *Fish Resources Management Act 1994* or the *Fish Resources Management Regulations 1995*. It cannot be used as a defence in a court of law. The information provided is current at the date of printing but may be subject to change. For the most up-to-date information on fishing and full details of legislation contact your local Fisheries office or visit **fish.wa.gov.au**

Hook up to the rec fishing rules

It's easy to keep up to date with Western Australia's recreational fishing rules. Whether it's for bag and size limits, seasonal closures or licences, all the rules are at your fingertips.

1. Web

Go to **fish.wa.gov.au** for rules covering more than 180 fish species.

2. App

The free Recfishwest app provides access to the rules even if you're out of phone range.



Recfishwest

Love your fishing? So do we!

As the peak body for rec fishing, our purpose is to ensure great fishing experiences for all in the WA community forever.



See what we do to make your fishing better.



recfishwest.org.au

5025/16

HELP KEEP EVERYONE SAFE

Report shark sightings
to Water Police on

9442 8600



SHARKSMART.COM.AU

Contact us

(08) 6551 4444
enquiries@dpird.wa.gov.au

Albany Office (and Southern Regional Office)

444 Albany Highway,
Albany WA 6330
(08) 9845 7400

Bunbury Office

96 Stirling Street,
Bunbury WA 6230
(08) 9721 2688

Busselton Office

48A Bussell Highway,
Busselton WA 6280
(08) 9752 2152

Mandurah Office

107 Breakwater Parade,
Mandurah Ocean Marina
Mandurah WA 6210
(08) 9583 7800

fish.wa.gov.au

ABN: 18 951 343 745

